

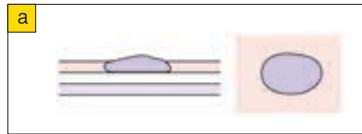


Realizing Safer and More Reliable EMR

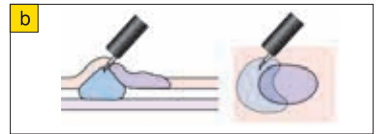
EMR
ST Hood
Small-Caliber-Tip Transparent Hood

FUJINON

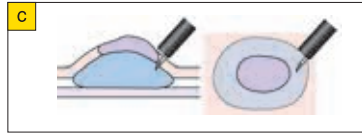
EMR ST Hood (Small-Caliber-Tip Transparent Hood)



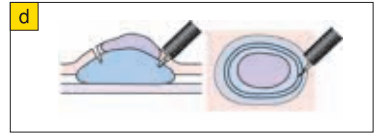
Superficial mucosal tumor.



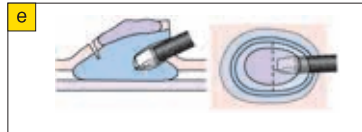
Submucosal injections of 0.5% sodium hyaluronate solution mixed with a small amount of epinephrine and indigo carmine dye (two-fold dilution of 1.0% Artz in saline)



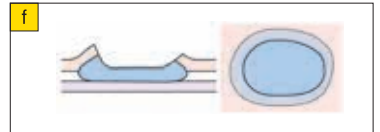
Mucosal elevation with submucosal injections of sodium hyaluronate under and around the lesion to separate the tumor from the muscularis propria.



Circumferential mucosal incision around the tumor using a needle-knife.



Submucosal incision through the small-caliber-tip transparent hood attached to the tip of an endoscope and inserting the hood tip under the incised mucosa.



Complete resection of tumor.

- By inserting the hood tip under the incised mucosa, a safe and reliable submucosal incision can be carried out
- Effective for the approach to the correct depth under the tumor and for easier adjustment of incision depth
- Both the lateral and the vertical margins of the resection can be easily determined
- Endoscopic visualization of the inside of the incision ensures a safe operation
- Allows delicate control of the needle-knife



Specifications

Model Name	DH-15GR	DH-16CR
Outer diameter	ø12.2 mm	ø16 mm
Distal end diameter	ø7 mm	ø7 mm
Applicable endoscope diameter	9.4-10.0 mm	12.8-13.5 mm
Autoclave	Not available	Not available

* This product must be used by physicians who thoroughly understand the surgical procedure, received a full training course for this product in our training center or equivalent facilities, and mastered the entire procedure.



Do not use this product for other than the purpose of aiding mucosal resection. When using the product, secure the endoscope to the hood with medical tape. Disinfect and sterilize the equipment to the level appropriate for its use.

* We commercialized this product under the guidance of the Division of Gastroenterology, Department of Internal Medicine, Jichi Medical School.



FUJI PHOTO OPTICAL CO., LTD.

1-324 UETAKE, KITA-KU, SAITAMA CITY, SAITAMA 331-9624, JAPAN
 TEL : 81-48-668-2153 FAX : 81-48-668-1570
 E-mail : sales@msv.fujinon.co.jp URL <http://www.fujinon.co.jp/>

FUJINON INC.

10 HIGH POINT DRIVE, WAYNE, NJ 07470, U.S.A.
 TEL : 1-973-633-5600 FAX : 1-973-633-8818
 E-mail : med.info@fujinon.com URL <http://www.fujinon.com/>

FUJINON (EUROPE) GmbH

HALSKESTRASSE 4, 47877 WILLICH, GERMANY
 TEL : 49-2154-924-0 FAX : 49-2154-924-290
 E-mail : Fujinon@fujinon.de URL <http://www.fujinon.de/>

FUJI KOKI SINGAPORE PTE. LTD.

BLK 211 HENDERSON ROAD, #10-04 HENDERSON INDUSTRIAL PARK, SINGAPORE, 159552
 TEL : 65-6276-4988 FAX : 65-6276-6911
 E-mail : fujinon@fujinon.com.sg URL <http://www.fujinon.com.sg/>

FUJINON AUSTRALIA PTY. LTD.

UNIT-18, 52 HOLKER STREET, SILVERWATER N.S.W. 2128, AUSTRALIA
 TEL : 61-2-9748-2744 FAX : 61-2-9748-2428
 E-mail : sales@fujinon.com.au

SHANGHAI FUJINON MEDICAL EQUIPMENT CO., LTD.

FLAT B, 6/FL, SHI MEI BLD, 79 RI JING ROAD, WAI GAO QIAO FREE TRADE ZONE SHANGHAI, ZIP CODE: 200131 CHINA
 TEL : 86-21-5424-9262(Office) TEL:86-21-5866-2151(Service)
 FAX : 86-21-5866-2150 E-mail : fjng2001@hotmail.com